



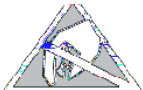
()

 **注意静电**

- 1、严禁带电插拔
- 2、请先切断电源,并等待5秒后再进行电气设备连接

 **警告**

1、请专业人员测试、检测和维修


 **注意静电**

注意采取防静电措施

本产品属静电敏感设备,在使用与维护中注

.....	1
.....	2
.....	2
.....	2
.....	2
.....	3
.....	3
.....	4
.....	4
.....	4
.....	4
.....	4
.....	4
.....	4
.....	6
.....	6
.....	7

A



D39-WB(CAN) D39-WB4(CAN)

n=3000

pi =0.5

CAN

16

Ø8*4*0.4mm

80m

9600 19200bps

DC12~14.8V

16

CAN

D39-WB(CAN) 7inch 800*480TFT

D39-WB4(CAN) 10.2inch1024*600TFT

RS232

600bps

RS232

RS485

2400/4800/9600/19200/38400/115200bps

EPSON LQ-730K

EPSON LQ-1600K

EPSON LQ-300K

EPSON LQ-300K

EPSON LQ-680K

POS58

WH-T2AR10-00ABPB

KX-P1131

KX-P1121

DS-300

DS1900

AB-300K

1000

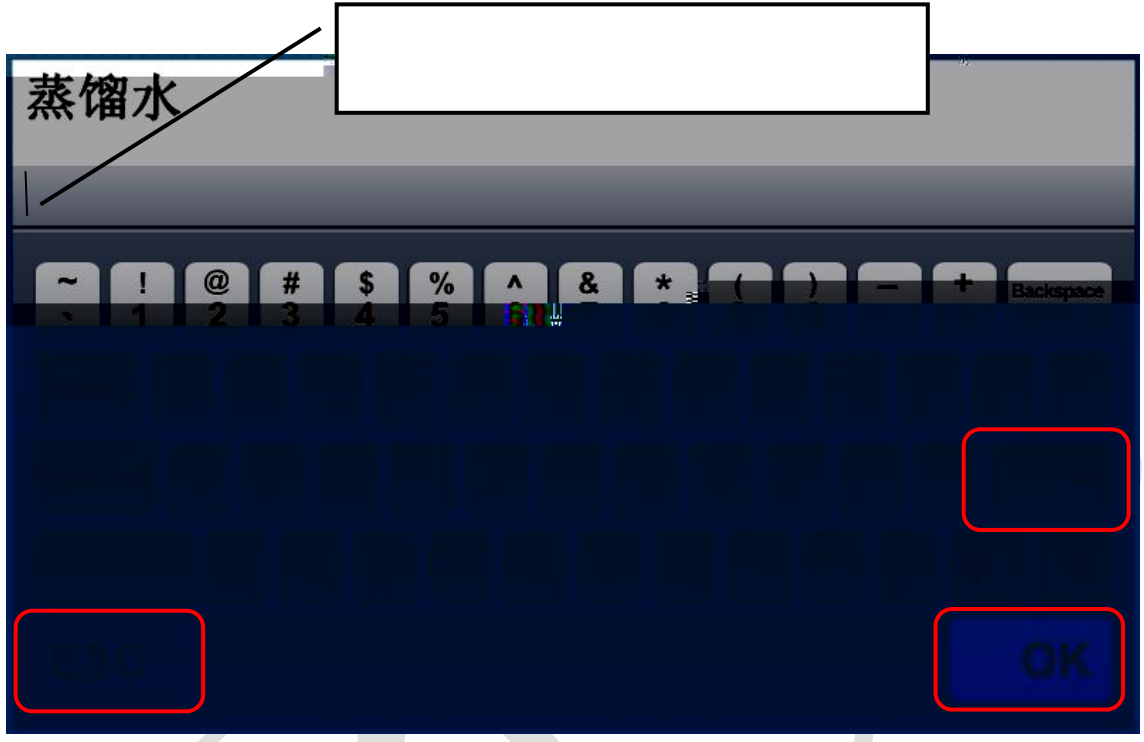
3500

300

6

110~220VAC

-10



0

A
0

B:

A
B 0



知

知

知

柯力



C 199

400-887-4165

0574-87562271
315033



1		A5	A4
2		70g	200g
3			
4			
5		70g	157g
6			
7			