



说明书
D29
显仪





()

	<p>注意静电</p>
<p>1</p>	<p>严禁带电插拔</p>

	<p>警告</p>

	<p>注意静电</p>
<p>户中注意采取防静电措施</p>	<p>本产品属静电敏感设备，在使用与维护</p>

1 D29

2 .

RS485

12

30

9600 19200bps

DC12~14.8V

16

C E K

3 240*128 LCD

4 : 24

5

6 (.)

RS232

600bps

7 (.)

RS232 RS485

2400/4800/9600/19200/38400/115200

8 (.)

9 (.)

EPSON LQ-300K EPSON LQ-

300K EPSON LQ-680K EPSON LQ-730K EPSON LQ-
1600K KX-P1131 KX-P1121 DS-

300

POS58

AB-300K

10

1000

5000

300

n

11

AC110~220V 50~60HZ

0°C ~ 40°C

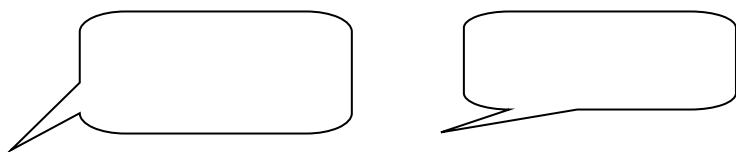
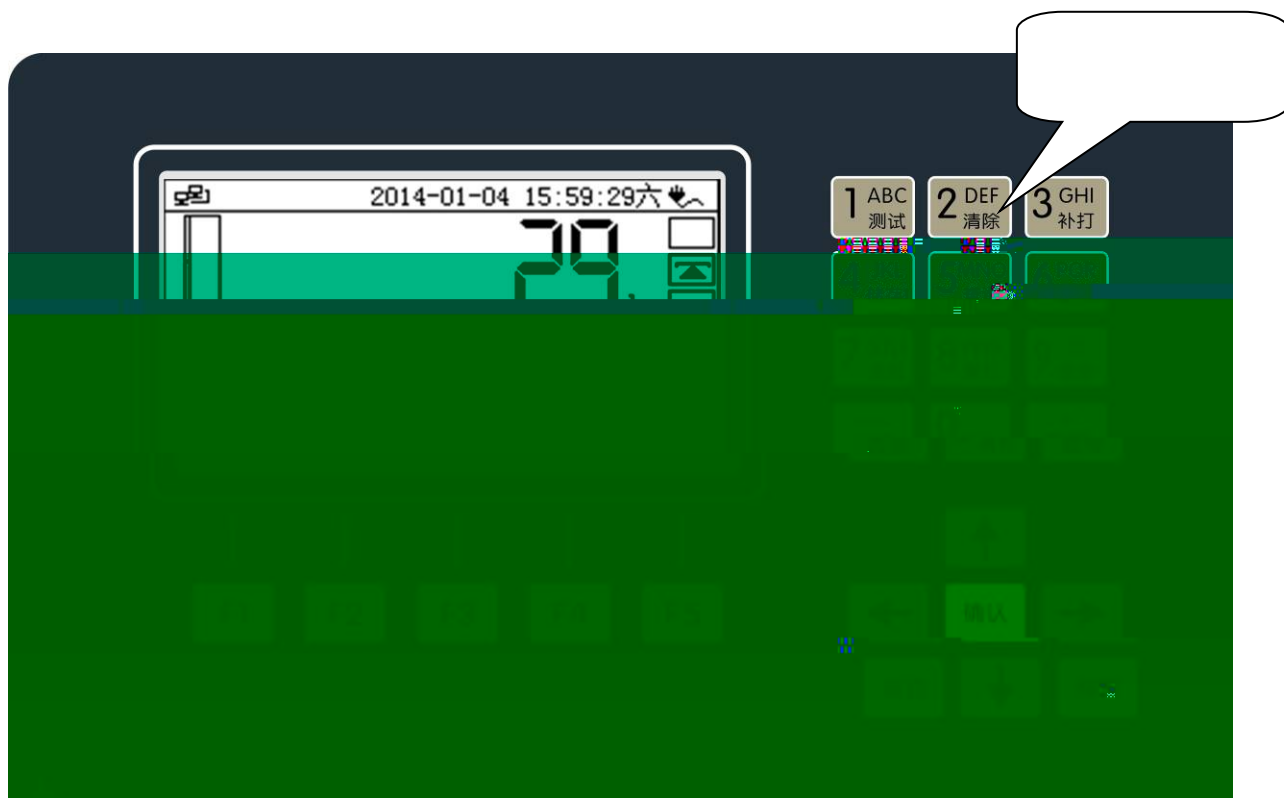
-25°C ~ 55°C

85%RH

12 (* *) 318*218*100(mm)

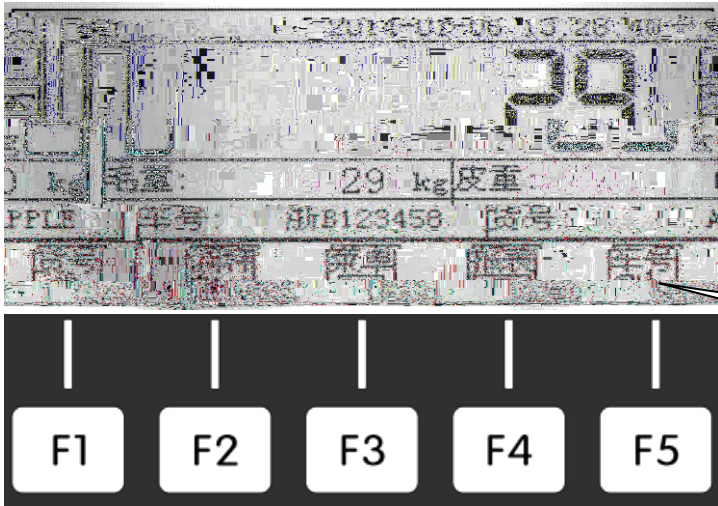
13 2.800kg

第一节、按键面板



第二节、主界面介绍






稳定状态标识 : 不稳定; : 稳定
 去皮状态标识 : 去皮; : 没有去皮




第三节、界面类型与按键操作

4

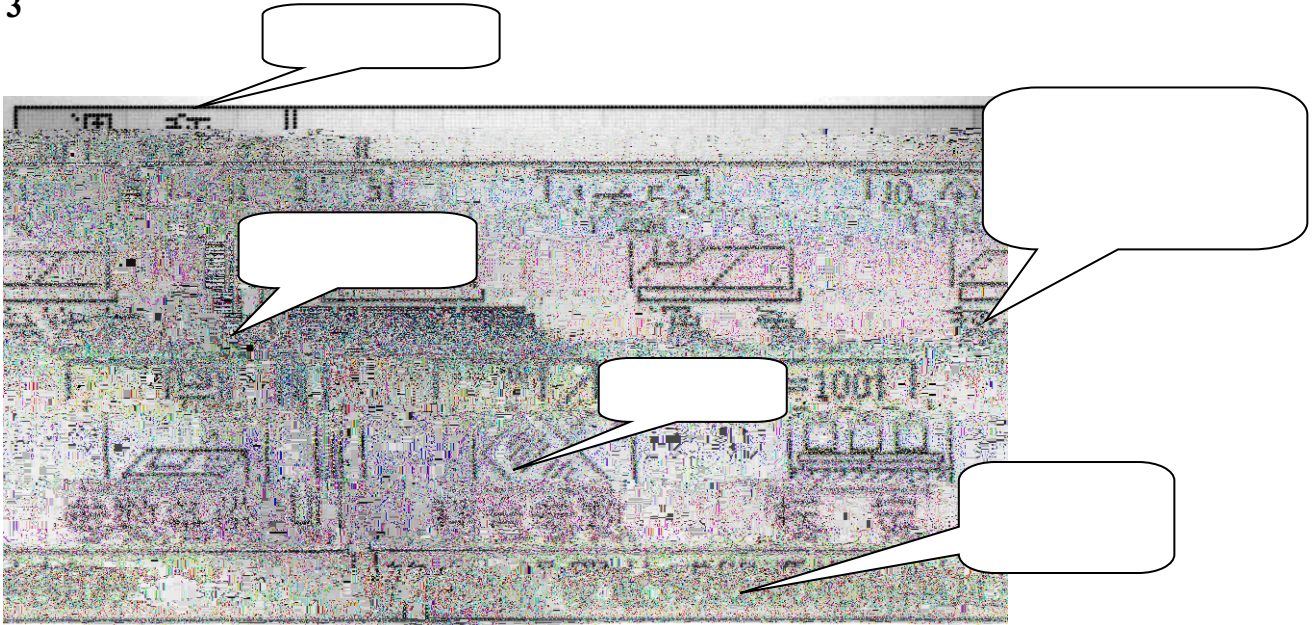
1



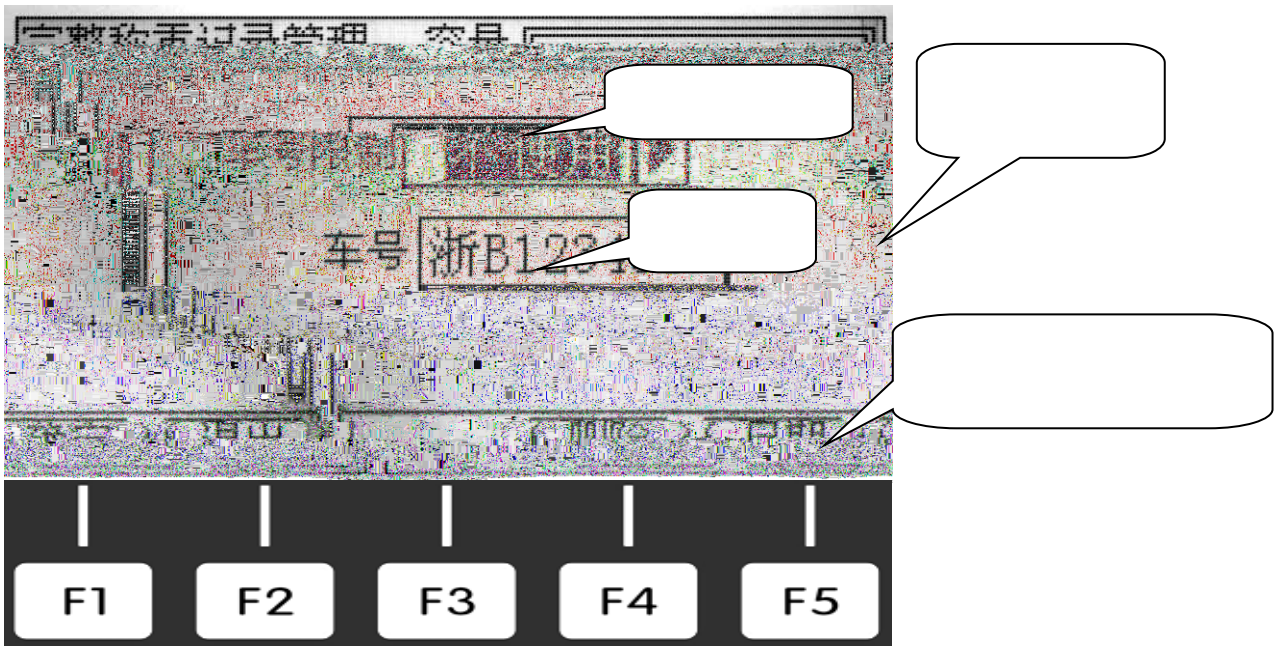
2








3



4






3





“3000.0”

“ B123458”



输入法

F1



○
○
○



F5

F4

F2



一、开机及开机自动置零

二、手动置零



三、去皮



A

0



B:



四、清皮

A

,

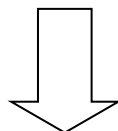




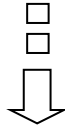



0

B




五、称重记录查询、补打与删除





F4

)



F1




1

1




2

2




3

“ ”




F1

“ ”



F3



:

()

) (t) (t) (t
0001	20:06:53	B12345	Apple	2.003	1.000	1.003
0002	20:21:30	00123	004	1.000	1.000	0.000
0003	20:41:26	00001	010	1.000	0.100	0.900
0004	20:42:41	00001	001	1.000	0.100	0.900
0005	20:45:20	00001	050	1.000	0.100	0.900
0006	20:47:35	00002	06	1.000	0.100	0.900
7.003 t				4.603		

A

2008-03-05

				(t)	(t)	(t)
0004	20:44:3 6	00001	001	1.000	0.100	0.900
0005	20:45:0 0	00002	001	1.000	0.100	0.900
0006	20:45:1 0	00003	001	1.000	0.100	0.900
:	7.003 t			4.603 t		

(

400-887-4165
0574-87562271
315033
<http://www.kelichina.com>

1		A5	A4
2		70g	200g
3			
4			
5		70g	157g
6			
7			