



1.1	1
1.2	1
1.3	MM 48× ×	1
1.4	KG 0.65	1

2.1	1
2.2	2
2.3	2
2.4	RS232/RS485	2
2.5	2
2.6	2
2.7	2

3.1	2
3.2	2
3.3	3

4.1	3
4.2	3
4.3	4

5.1	4
5.2	RS232 RS485 RS232 RS485	13

6

6.1	CAL 0	15
6.2	CAL 1	18
6.3	CAL 2	21
6.4	RS232/RS485	24

7.1	26
7.2	RS232/RS485 RS232 RS485	27

8.1	28
8.2	28
8.3	RS232/RS485	29

9.1	4—20MA	32
9.2	0—10V	34

1

1.1

XK3101E-

DC

1.2

1

2 4

3 6 LED 14.5mm

4

5 1 2 5 10 20 50

6 3

7

8

9 Δ - Σ ADC 24

10 100

11

12

13

14 1# 2#

, 100 /

15

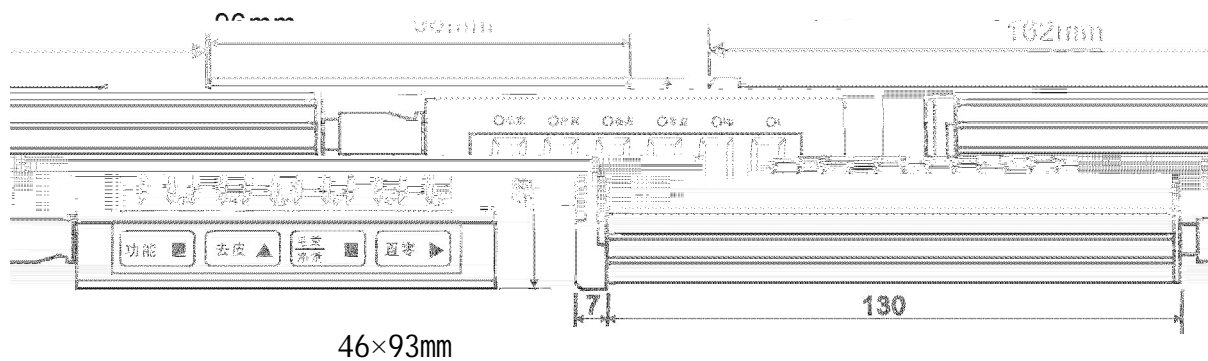
16

100 /

17 RS232 RS485

4-20mA 0-10V

1.3 mm 48×96×162



1.4 kg 0.65

2
2.1

- 1 24V ± 10%
- 2 6
- 3 0 ~40
- 4 85%

2.2

- 1 6 LED
- 2 0.56
- 3
- 4 "O.L"
- 5 1 2 5 10 20 50
- 6 3

2.3

- 1
- 2 5V ± 5% 6 350
- 3 1.5μ V/e
- 4 100

2.4 RS232/RS485

- 1 EIA-RS232/RS485

2

7

1 EVEN

1

=ASC

2400,4800,9600,19200

3

2.5

1

2

2

0.5A/125VAC 2A/30VAC

2.6

1

0 10V/4 20mA

2

100K

500

3

15V

4

0.1%FS

2.7

1

IN1 IN2 IN3 3

2

3

30

3

3.1

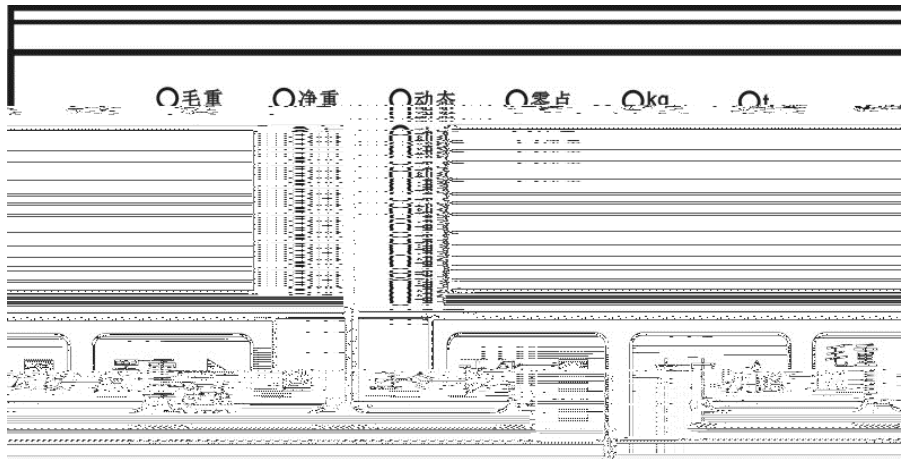
3.2

1 3101Ed
2
 XUA.B, A.B X F16=0
1 F17=0 2 F18=0 4 0 4+2+1=7
3 2
4
 9600 RSS32 RS485
 Add 02
5 0-10 4-20
6 “-----”
7

3.3

+EXC	+
-EXC	-
+SIG	+
-SIG	-
SHIELD	

4
4.1



/ 2 "FUNC"

2 "CAL"

] 2 "SET"

/ 3

4.2

/ /


1


1% 20%

kg

t

4.3



- 1. 9-10 
- 2. SIG+ SIG- EXC+ EXC- SHIELD
- 3. IN1 IN2 IN3
- 4. NO1 C1 NC1,C2 NO2 [NO] [NC]
- 5. TXD A RXD B COM
- 6. + COM
- 7. D+ D-
- 5 F1-F23

*

1

IN1

/ 2 "FUNC"

"F0 0" "F23 XX"

F0 F23 FO

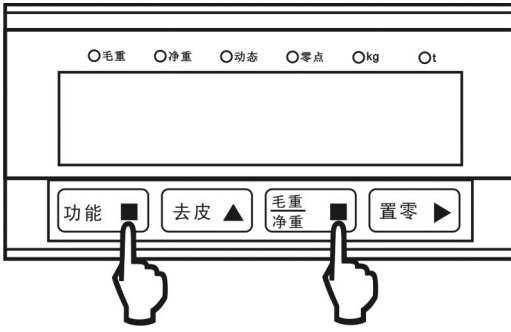
FX 0 1 2 □

RS232/RS485

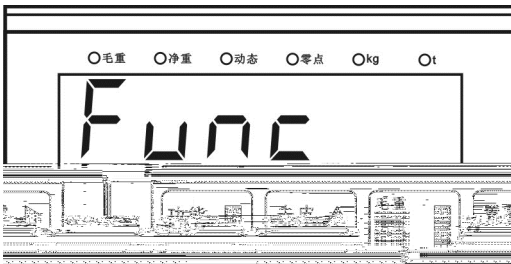
5.1

/ 2

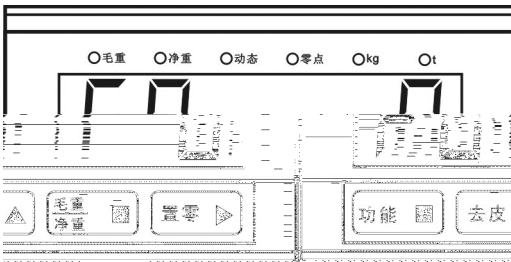
“FUNC”



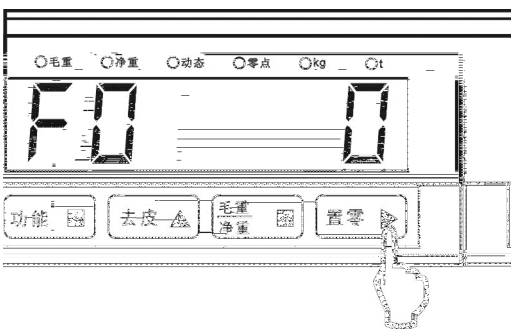
2



2



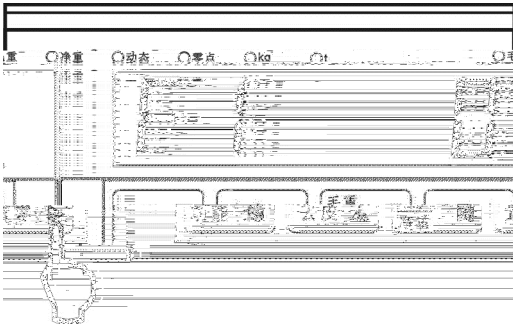
5-1-1" F0 0"



5.1.2" F1 0"

0=

1=1



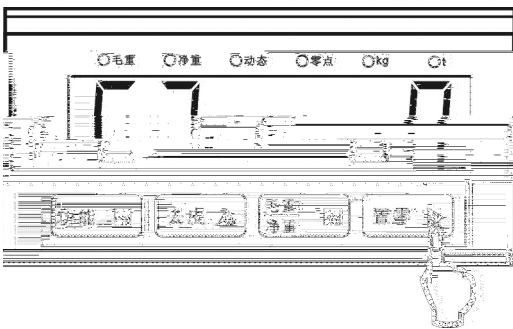
5.1.3" F2 0"

0=0.5d/

1=1d/

2=3d/

3=5d/



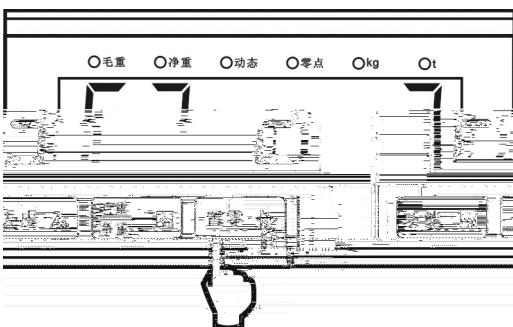
5.1.4" F3 2"

0=

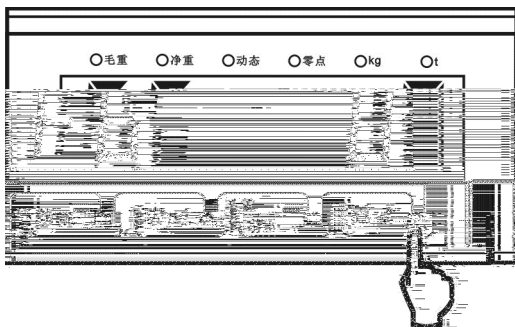
1=1d

2=3d

3=5d



5.1.5" F4 0"



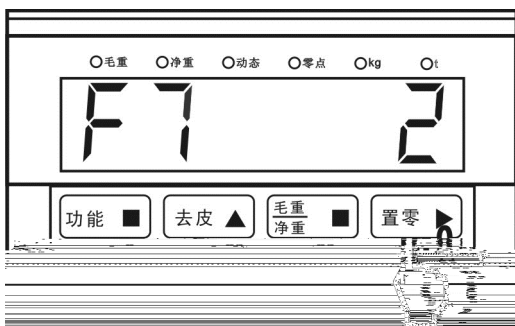
5.1.8" F7 0"

0=2400

1=4800

2=9600

3=19200

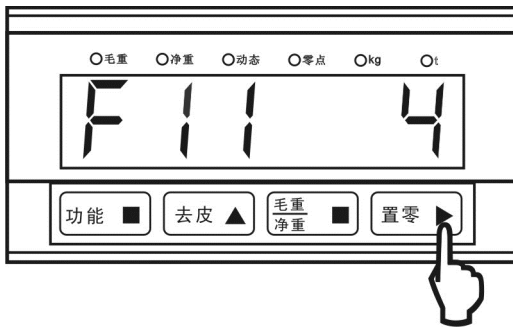


5.1.9" F8 0" RS232/RS485

0=

1= 1

2=MODBUS



5.1.13" F12 0"

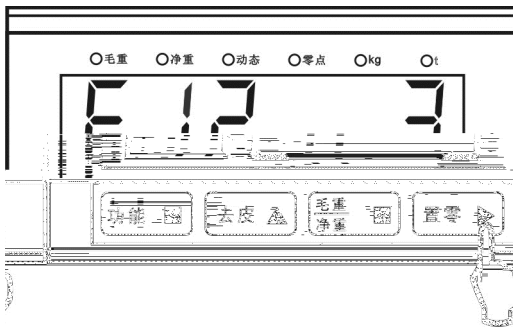
0=1 /

1=2 /

2=5 /

3=10 /

4=20 /



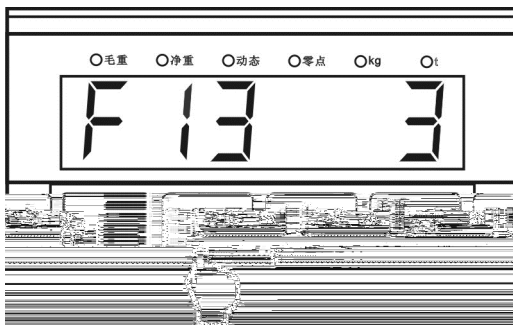
5.1.14" F13 0"

0=2 /

1=5 /

2=10 /

3=20 /



5.1.15" F14 0"

1 /

0-99



5.1.16" F15 0"

0=

1=

2=

3=

4=

F15=0

IN1 F16 IN2 F17 IN3 F18 7

F15=1

100

100

100

IN1 F16 IN2 F17 IN3 F18 5

F15=2

100

IN1 F16 IN2 F17 IN3 F18 5

F15=3

F16 F17 F18 8

F15=4

F16 F17 F18 8



5.1.17" F16 0" 1

0=

1=

2=

3= /

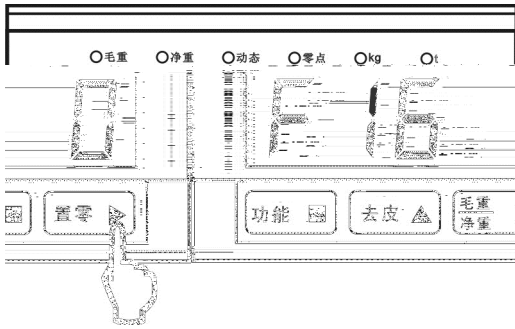
4=

5=

6=

7=

8=



5.1.18" F17 0" 2

0=

1=

2=

3= /

4=

5=

6=

7=

8=



5.1.19" F18 0" 3

0=

1=

2=

3= /

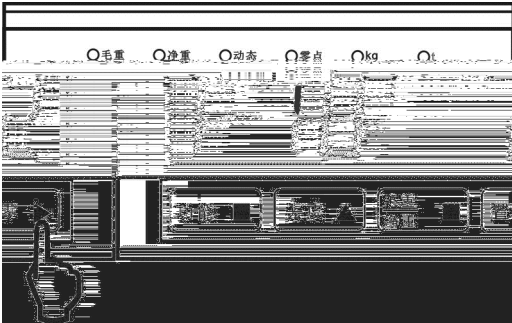
4=

5=

6=

7=

8=



5.1.21" F20 0"

“0-

10”

2

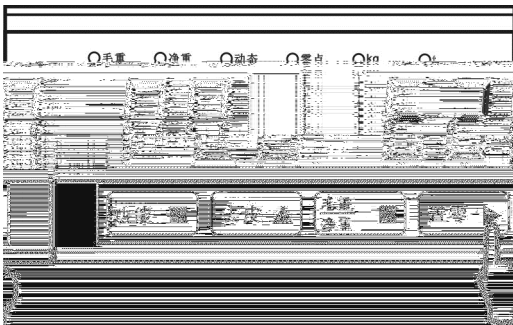
2

50 /

1

100 /

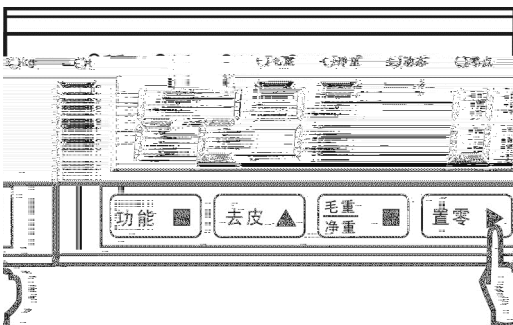
0



5.1.22" F21 1"

0= 0-10V

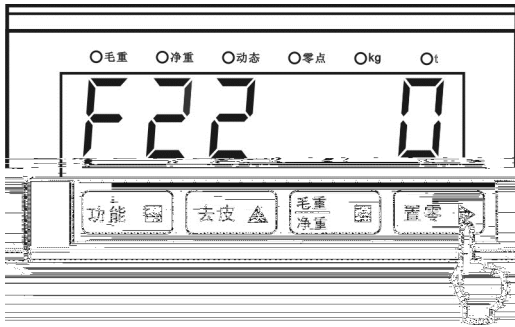
1= 4-20mA



5.1.23" F22 0"

0=

1=



5.1.24" F23 00"

"0-

10"

2

2

50

/ 1

100 / 0

5.2 RS232 RS485

RS232 RS485

RS232/RS485

0 "FUNC

<CR><LF>"

"FUNC"

0

"<ENQ>IDXX<CR><LF>"

"<ACK>XX<CR><LF>"

"FUNC<CR><LF>"

"FUNC"

ASCII	FUNC<CR><LF>
16	46 55 4E 43 0D 0A

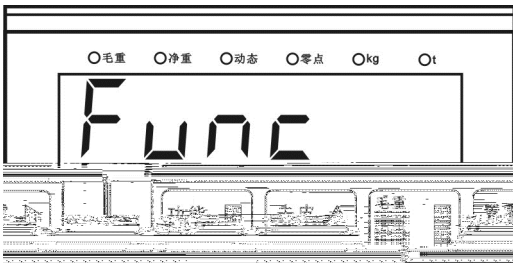
ASCII	YES<CR><LF>
16	59 45 53 0D 0A

05 49 44 30 32 0d 0a

ASCII	<ENQ>ID02<CR><LF>	2
16	05 49 44 30 32 0D 0A	

ASCII	<ACK>02<CR><LF>	2
-------	-----------------	---

16	06 30 32 0D 0A
----	----------------



5.2.1

ASCII	SET F1=0<CR><LF> F1 0
16	53H 45 54 20 46 31 3D 30 0D 0A

ASCII	F1=0<CR><LF> 0
16	46 31 3D 30 0D 0A

ASCII	NO?<CR><LF>
16	4E 4F 3F 0D 0A

SET F2=0<CR><LF>;
 SET F10=4<CR><LF>;
 SET F23=0<CR><LF>;

5.2.2

ASCII	READ F1<CR><LF> F1
16	52 45 41 44 20 46 31 0D 0A

ASCII	F1=0<CR><LF> 0
16	46 31 3D 30 0D 0A

READ F2<CR><LF>;
 READ F10<CR><LF>;
 READ F22<CR><LF>;
 5-2-3

ASCII	R<CR><LF>
16	52 0D 0A

“YES”

6

*

*

1

IN1

2

2

3

1 2

7

1 2 3

*

3

6.1 CAL 0

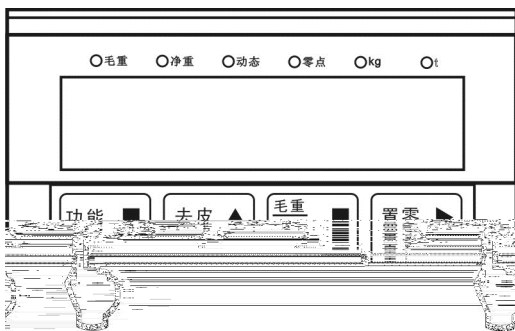
(1)

2

“CAL

0”

0 1 2



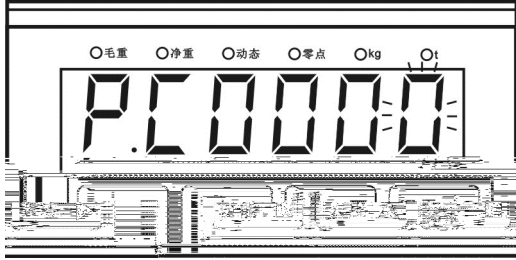
2



0

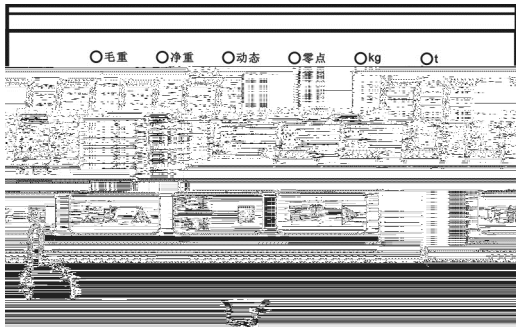
0

(2)

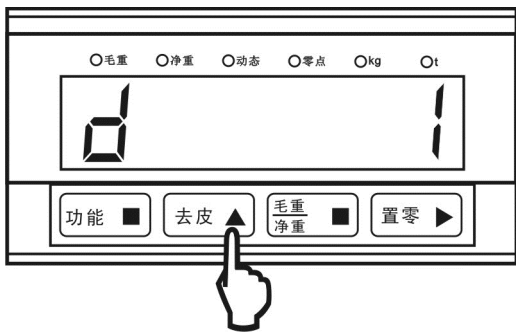


1 “2008”

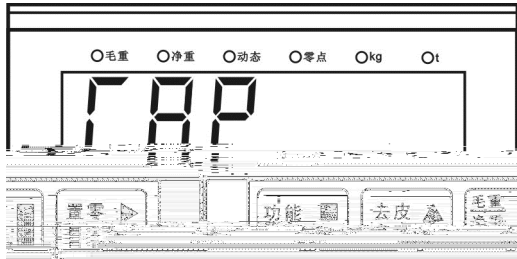
(3)



(4) “d 1”

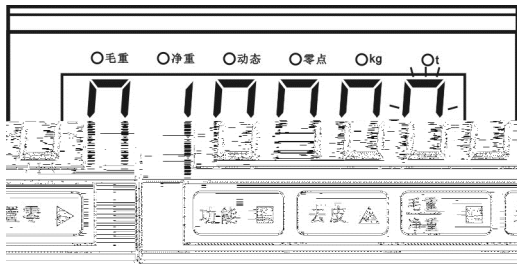


(5)



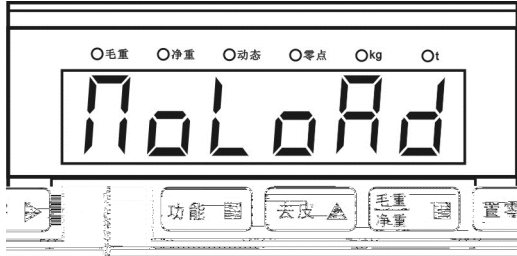
1

10000



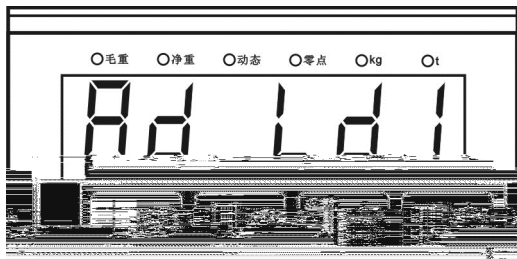
1

(6) "NoLoAd"



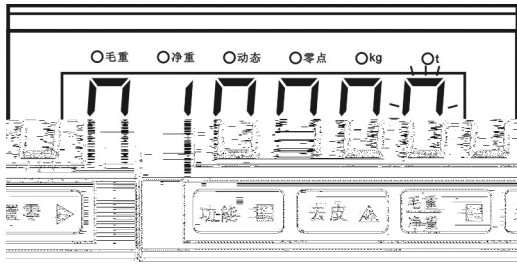
10

(7) "Ad Ld1"



10

(8)



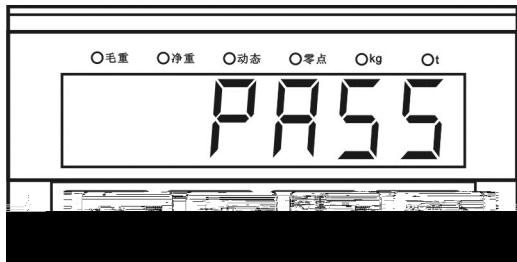
1

0

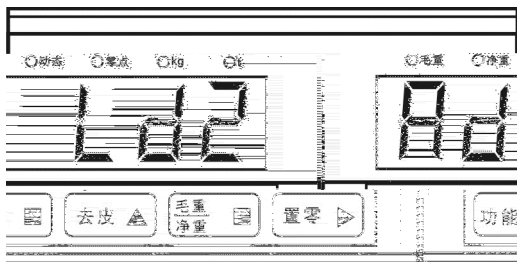
E - -

7,

(9)

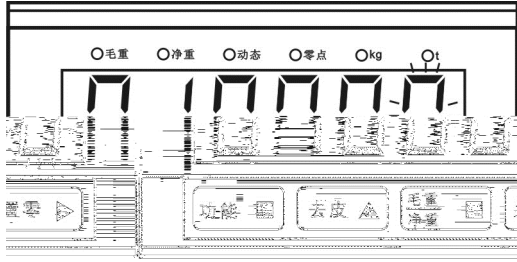


1



10

(10)



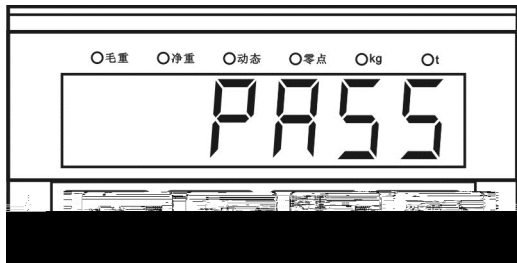
1

0

E - -

7,

(11)



1

" E- - 5"

" E- -

6"

6.2

CAL 1

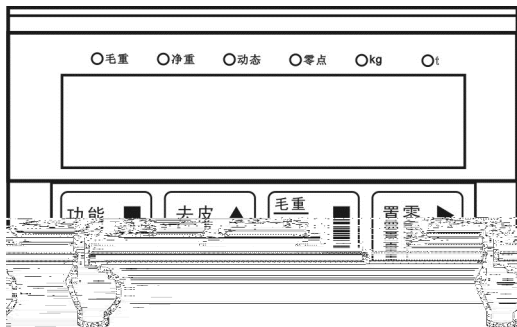
(1)

2


"CAL

0"

0 1 2



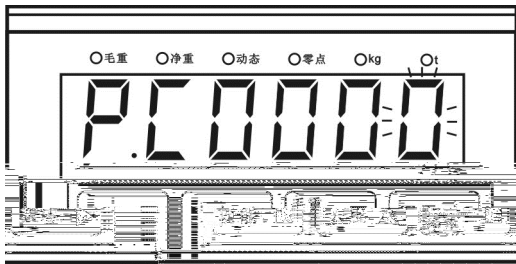
2



1

1

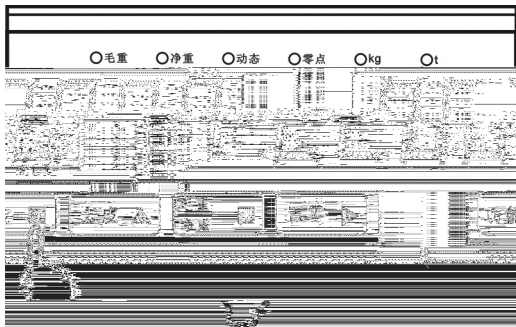
(2)



1

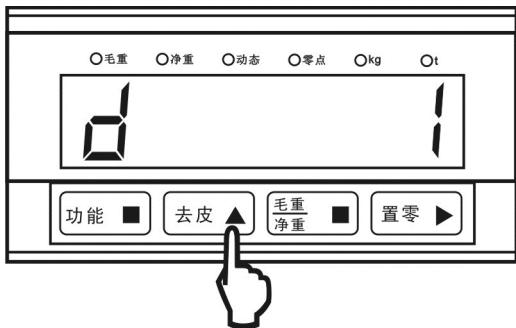
“2008”

(3)

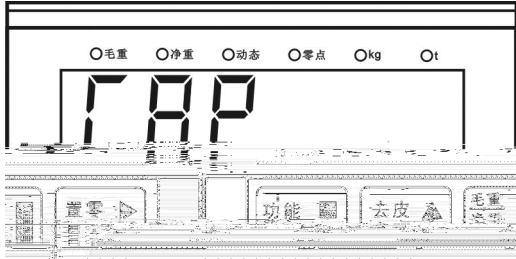


(4)

“d 1”

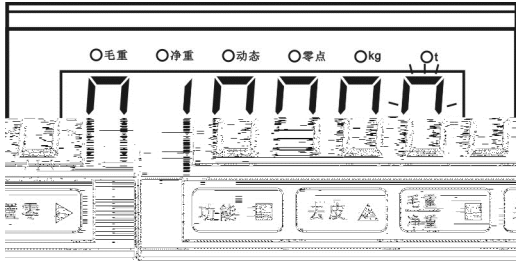


(5)



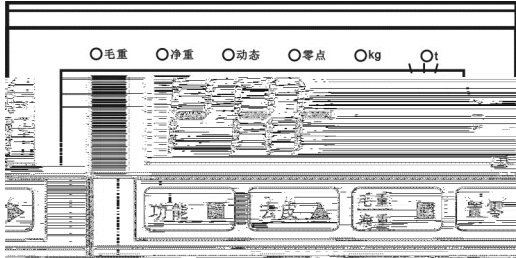
1

10000



1

(6)



1

2

(7)



1



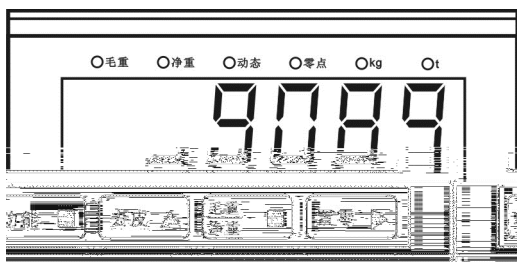
1

PAR1=1

(10)



1



1

(11) "PASS"



PAR1=1

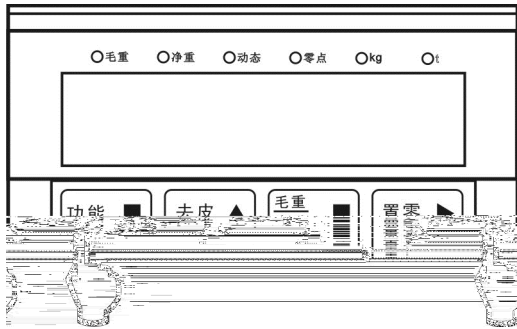
PAR2 PARA5

6.3


CAL 2

(1) 2 “CAL

0” 0 1 2



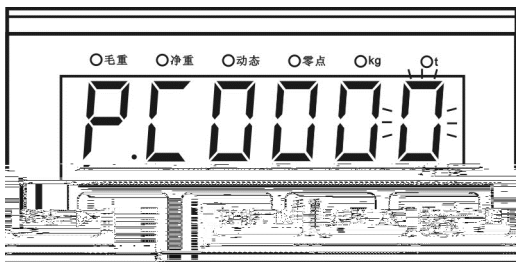
2



2

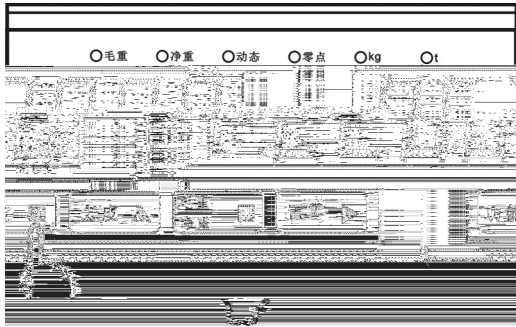
2

(2)

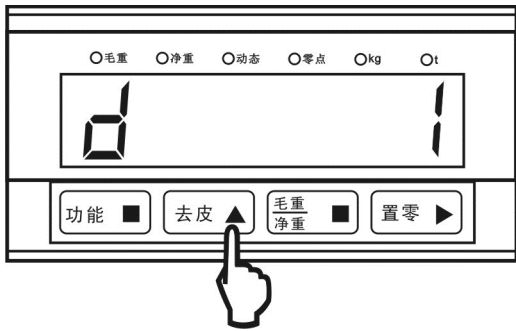


1 “2008”

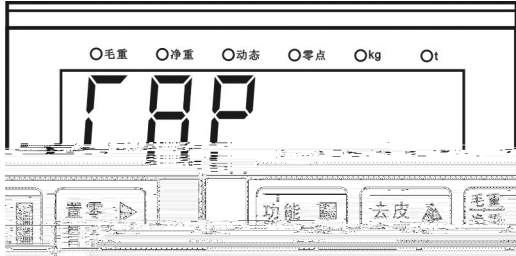
(3)



(4) “d 1”

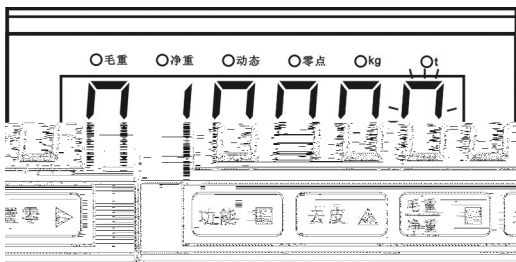


(5)



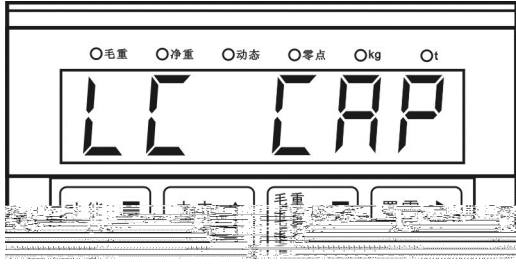
1

10000

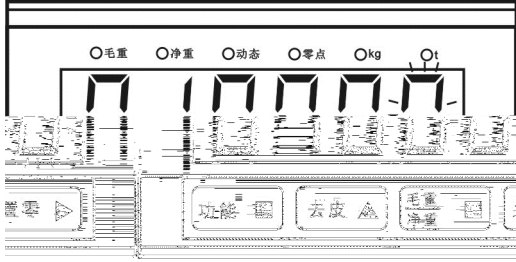


1

(6)



1



1

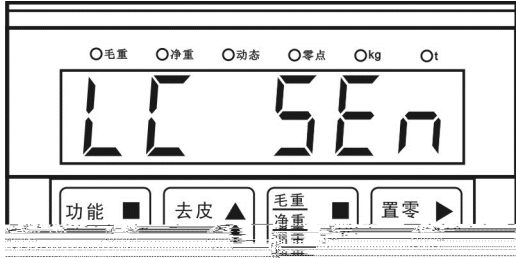
200

0kg

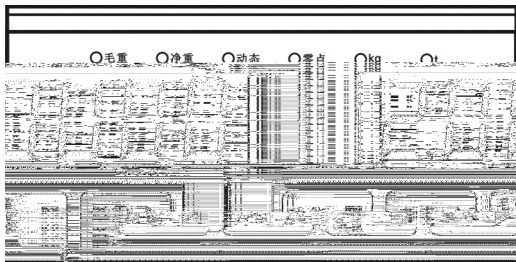
4

8000

(7)



1



1

“2.00000mV/

V”

6.4 RS232/RS485

RS232 “CAL 1<CR><LF>” “CAL1”

00 “<ENQ>IDXX<CR><LF>” “<ACK>XX<CR><LF>”

“CAL 1<CR><LF>” “CAL1”

43 41 4c 20 31 0d 0a

ASCII	CAL 1<CR><LF>
16	43 41 4C 20 30 0D 0A

ASCII	YES<CR><LF>
16	59 45 53 0D 0A



6.4.1

ASCII	SETd 1<CR><LF> 1
16	53 45 54 64 20 31 0D 0A

ASCII	d= 1 <CR><LF>
16	64 3D 20 20 20 20 20 20 20 31 0D 0A

d 0.01

ASCII	SETd 0.01<CR><LF>
16	53 45 54 64 20 30 2E 30 31 0D 0A

6.4.5

ASCII R<CR><LF>
16

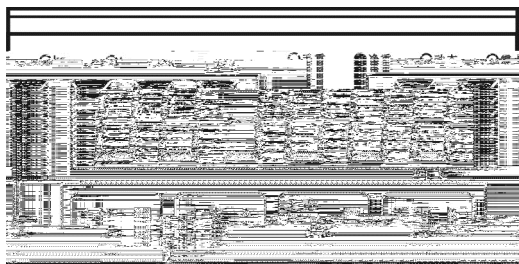


7.1.1 SP1

“ ”

SP1

7.1.2 SP2



“ ”

7.2 RS232/RS485

RS232 RS485

RS232

“SET<CR><LF>”

“SET”

00

“<ENQ>IDXX<CR><LF>”

“<ACK>XX<CR><LF>

>”

“SET<CR><LF>”

“SET”



ASCII	SET<CR><LF>
16	53 45 54 0d 0a

ASCII	YES<CR><LF>
16	45 53 0d 0a

7.2.1 SP1

ASCII	SET HH 4000<CR><LF> 4000
16	53 45 54 20 48 48 20 34 30 30 30 0d 0a

ASCII	HH= 4000<CR><LF>
16	48 48 3d 20 20 20 20 34 30 30 30 0d 0a

READ HH <CR><LF>

7.2.2 SP2

ASCII	SET HI 3000<CR><LF> 3000
16	53 45 54 20 48 49 20 33 30 30 30 0d 0a

ASCII	HI= 3000<CR><LF>
16	48 48 3d 20 20 20 20 33 30 30 30 0d 0a

READ HI <CR><LF>

8 /

8.1

8.1.1

1 F6=0

1 = SP1

SP1

2 SP2

SP2

1 F6=1

1 SP1

SP1

2 SP2

SP2

8.1.2

F20

100

8.2

8.1.1

0=

1= 30mS

2= 30mS

3= / 30mS /

4= 30mS RS232/RS485

5= 30mS

6= 30mS

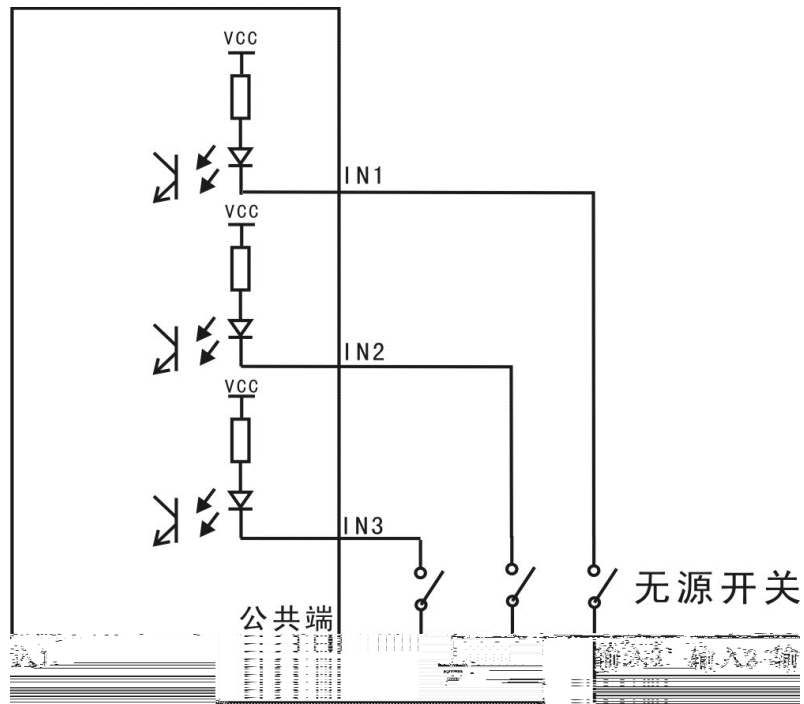
7=

8=

F15=3

F15=4

8.2.2



30

8.3 RS232/RS485

8.3.1 RS232/RS485

F8=0/1

2400 4800 9600 19200

7

1

1 EVEN

ASC

F8=2

MODBUS

RTU

2400 4800 9600 19200

8

1

8.3.2

1

2 F13 1 2 5 10 20

9600 19200 20

2400 4800 10

3

	1	2	3	4	5	6	7	8	9	10	11	12	13	14	15	16	17	18
	1			2														
	S	T	,	G	S	,	+				1	2	8	8	k	g	C	L
																	R	F

1 ST US

2 NT GS

kg t

CR LF

1

1

READ<CR><LF>

ST,GS,+ 1234kg<CR><LF>

2

TARE<CR><LF>

TARE 12345<CR><LF>

3

TARE ON<CR><LF>

YES<CR><LF> NO?<CR><LF>

4 =0

TARE OFF<CR><LF>

5

TARE XXXX<CR><LF>

YES<CR><LF> NO?<CR><LF>

6

ZERO ON<CR><LF>

YES<CR><LF> NO?<CR><LF>

7

PROG<CR><LF>

8

CONT<CR><LF>

9

FUNC<CR><LF>

10

CAL 1<CR><LF>

11

SET<CR><LF>

12

FUNC CAL SET

R<CR><LF>

13

<ENQ>IDXX<CR><LF>

MODBUS

[F8 = 2]

Modbus

8

1

MO

DBUS

MODBUS

RTU

03 06
 40001 0000
 “4XXXX”
 40001 0000 hex(0) 40097
 0060 hex(96)
 03 8 16 2
 modbus

40001	(16)-32768~32767	03
40002	(16)-32768~32767	03
40003-40004		03
40005-40006		03
40007	1 2 5 10 20 50	03
40008	0 1 2 3	03
40009-40010		03 16
40011-40012		03 16
40013-40014		03 16
40015-40016		03 16
40017-40018		03 16
40019-40020		03 16
40021-40022		03 16
40023-40024		03 16
40097	0 (1)	06
	1 (1)	06
	2 (1)	06

1

32767

10

x

10^{-x}

876.8kg

0.2kg

876.8/0.2=4384

2

1

4384×2×10⁻¹=876.8kg

001

42kg

0x01 0x03 0x00 0x00 0x00 0x01 0x84 0x0A

0x01 0x03 0x02 0x00 0x2A 0x39 0x3B

0x01 0x06 0x00 0x60 0x00 0x02 0x08 0x15

0x01 0x06 0x00 0x60 0x00 0x02 0x08 0x15

0x01 0x10 0x00 0x08 0x00 0x02 0x04 0x00 0x00 0x03 0xE8 0xF2

0xB7

0x00 0x00 0x03 0xE8 1000

0x01 0x10 0x00 0x08 0x00 0x02 0xC0 0x0A

9

1/10000

0.1%FS

	0 10V	4 20mA
	10K	500
/	0V	4mA
/	5V	20mA

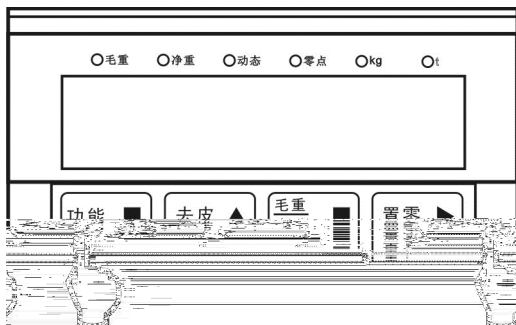
COM -

+ +

9.1 4—20mA

(1) 2 “CAL

0” 0 1 2 F21 1



2

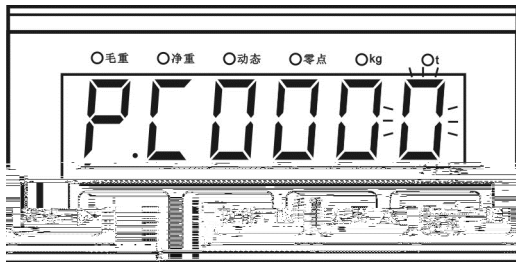


3

3

3

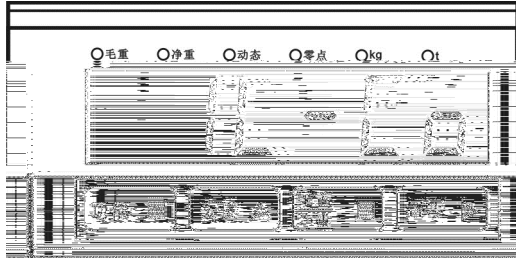
(2)



1

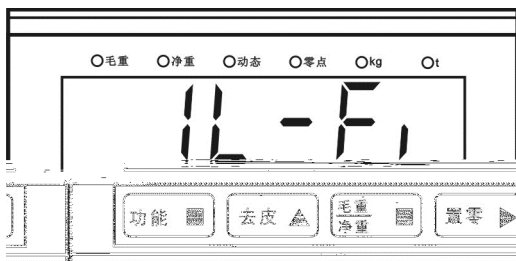
“0420”

(3)



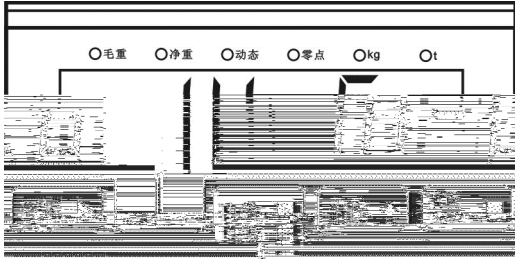
/

(4)



/

(5)



/

(6)



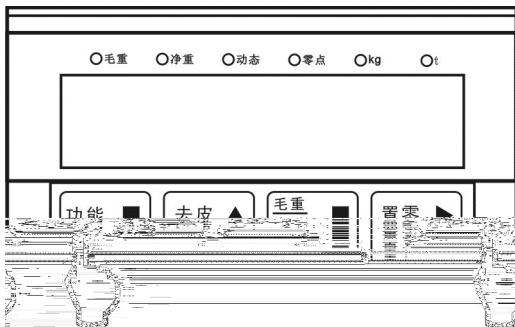
/

(7)

9.2 0—10V

(1) 2 “CAL

0” 0 1 2 F21 0



2

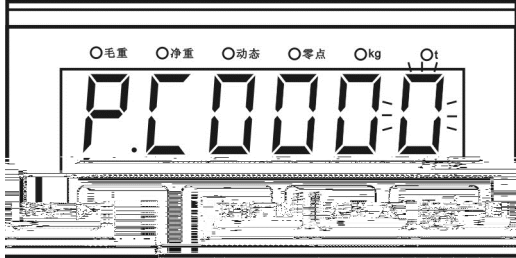


3

3

3

(2)



1

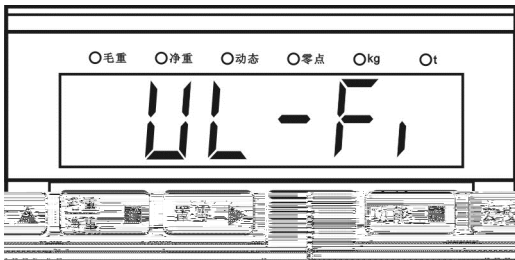
“0010”

(3)



/

(4)



/

(5)



F0	0	F0=0
F1	0—3	F1=0
F2	0—3	F2=0 0.5d
F3	0—3	F3=2 3d
F4	0—3	F4=0
F5	0—1	MODBUS F8=2 F5=0
F6	0—1	F6=0
F7	0—3	F7=2 9600
F8	0—2	RS232/RS485 F8=1 1
F9	0—1	F9=0
F10	0—20	F10=4 4%FS
F11	0—9	F11=4

D+	
D-	
	1 4

F12	0—4		F12=3 10 /
F13	0—4		F13=3 20 /
F14	00— 99		F14=02
F15	0—4		F15=0
F16	0—8	1	F16=0
F17	0—8	2	F17=1
F18	0—8	3	F18=2
F19	0—2		F19=0
F20	0—10		F20=00
F21	0—1		F21=1 4-20mA
F22	0—1		F22=0
F23	0—10		F23=00



C

199

400-887-4165
0574-87562271
315033

<http://www.kelichina.com>