



3 1

1
2

1
2
5

--

1.

CWS-A

DC-DC

22~26VDC 1000mA @24VDC

2.

CWS-A

24 SIGMA-DELTA AD
+IC
320x240 3.5" TFT

IO
RS232,RS485
GPRS GPS

3.

3.1

CWS-AB		
CWS-A1B		
CWS-A		+GPRS
CWS-A1		+GPRS
CWS-AW		+WIFI,
CWS-ZL		

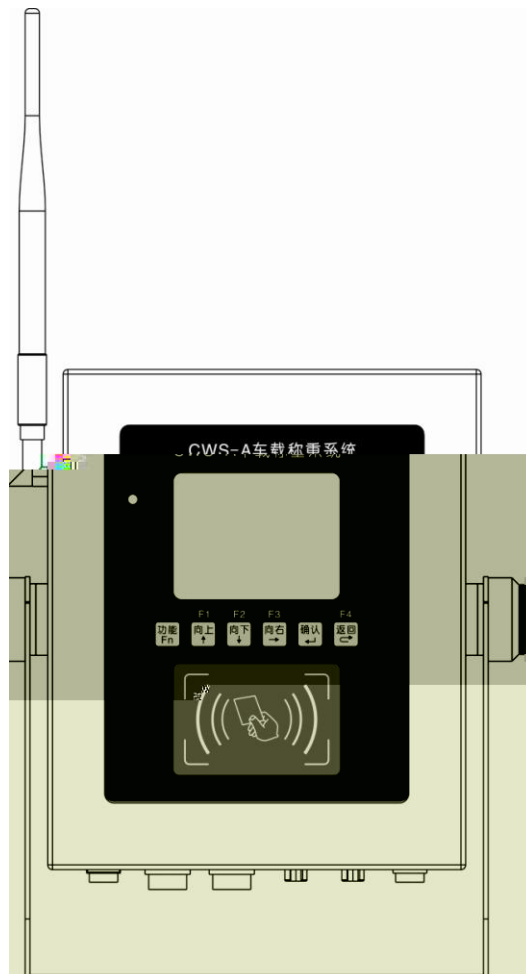
3.2

W*H*D	176 x 210 x 71.5mm CWS-A 223 x 256 x 115mm CWS-A 150 x 190 x 65mm CWS-A1 150 x 217 x 65mm CWS-A1
	6 IC
	0 ~ +40 10% ~ 90%
	30 ~ +60 10% ~ 90%
	3.5

	65536
	320 x 240
	GSM 2G GSM 850/900/1800/1900MHz
	GPRS
	GPS
	DC24V
	2 RS232 1 RS485
	2
	2
	2
	5V 4 350
	1

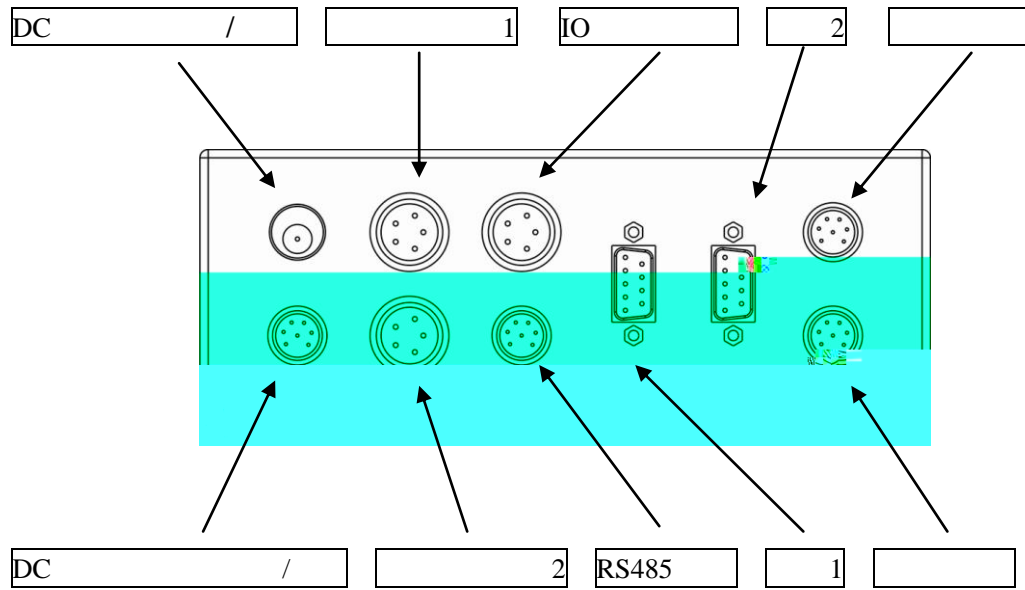
4.

4.1

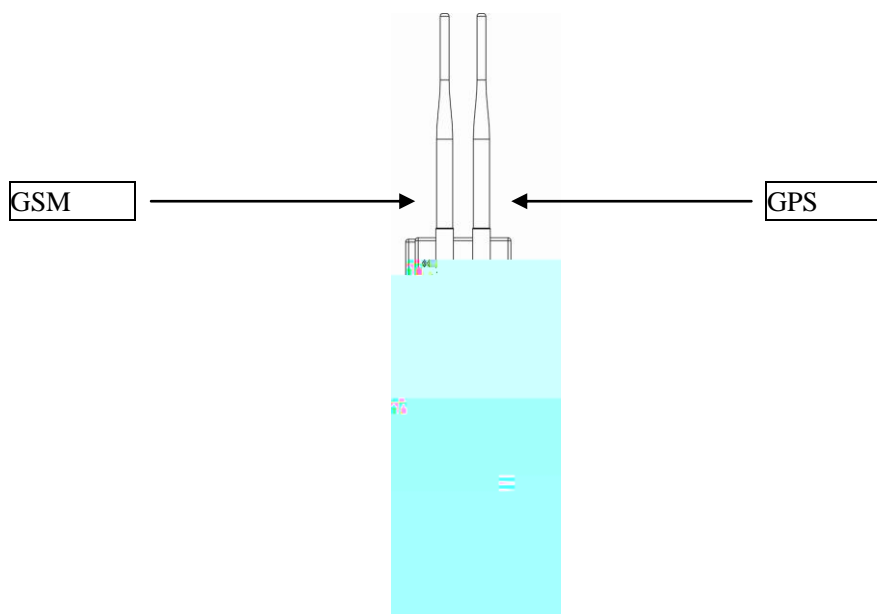
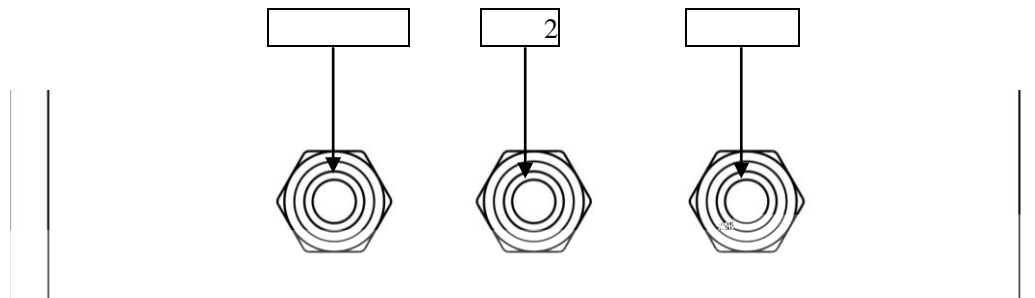


4.2

CWS-A



CWS-A1



4.2.1 CWS-A

22V 26V

DC /

1		
2		

DC /

1	DC+	
2		-
3	DC-	

4.2.2 CWS-A

1	EXC+	
2	SIG+	
3	SIG-	
4	EXC-	
5	SHIELD	

4.2.3 RS232 Ä CWS-A

1 RS232

2 RS485

4.2.4 RS485

CWS-A

1		-
2	A	
3	B	
4	GND	

4.2.5 IO

2

CWS-A

2

1	VB+	
2	1 IN1	
3	2 IN2	
4	1 OUT1	
5	2 OUT2	
6	COM	

12VDC,

5-24VDC

12VDC

4.2.6

2

CWS-A

1	NC	
2	COM	
3	NO	

4.2.7

CWS-A

DPM

1	OUT+		2	5
2	OUT-		5	1 4

4.2.8

CWS-A1

1

2	RXD	
3	TXD	
5	GND	
1 4 6 7 8 9		-

4.2.10

CWS-A1

22V 26V

1	VB+	
2	VB-	
3	1 IN1	
4		-
5	TXD	
6	RXD	
7	GND	

4.2.11

GSM

GPS

4.2.12

2

S1

JUMP3

S1(SET

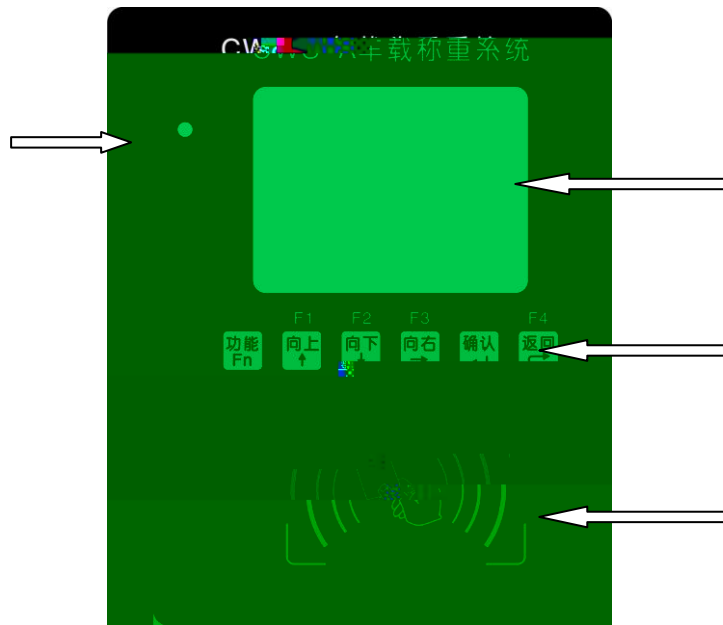
	S1-1	S1-2
	ON	-
	-	ON
	ON	ON

JUMP3(RS485_R)

	RS485
	RS485

5.

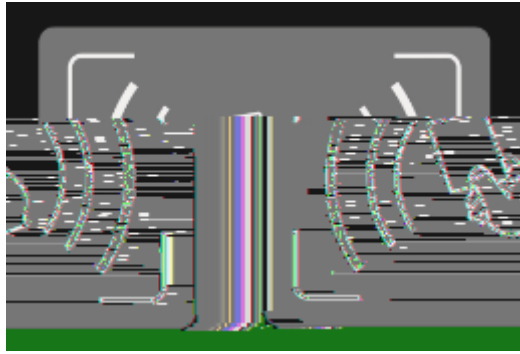
5.1














5.1.1

5.1.2 IC

IC



5.1.3

	
	
	GSM
	GPRS
	GPS
	GPS
	SIM
	
	
	
	

5.2

5.2.1

->

5.2.2

5.2.3

5.2.4

GPRS

5.3

5.3.1

1

2

3

4 AD

AD

5.3.2

1

2

3

4 AD

AD

5.3.3

1

2

3

4

6.

A1~A 7

5.1.1

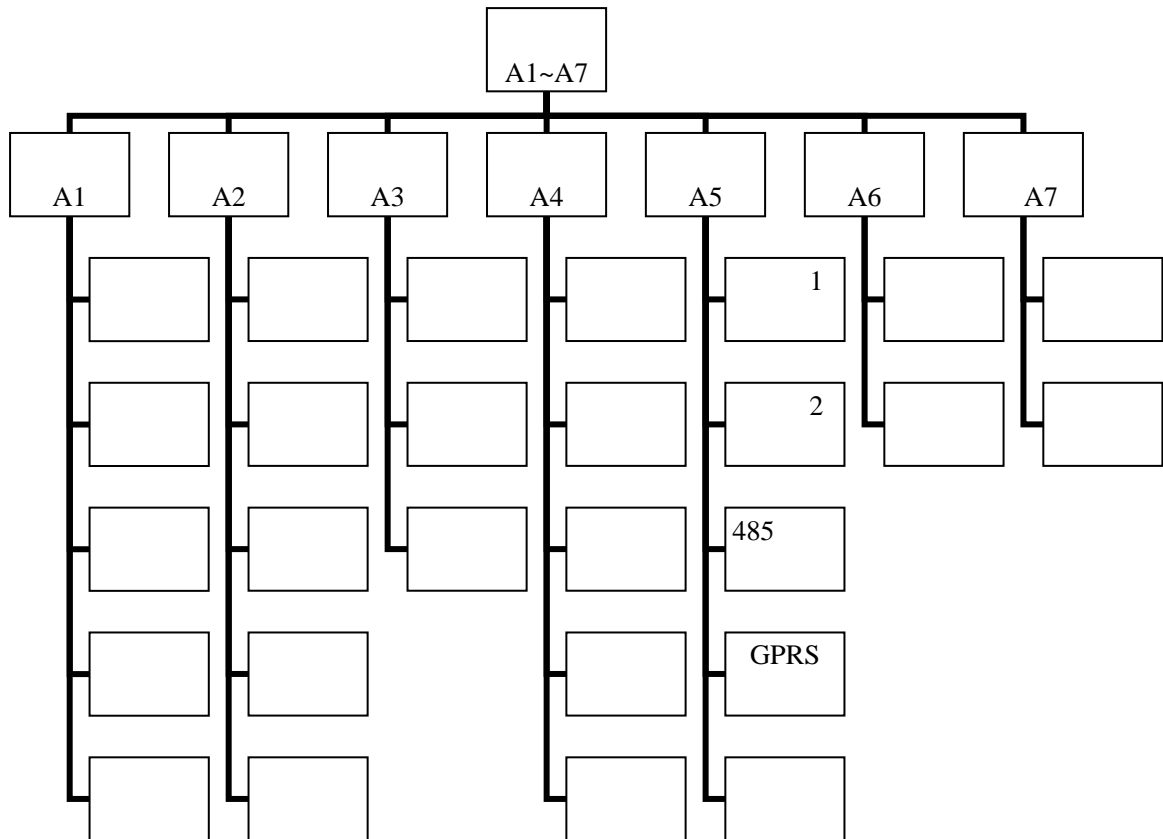
6.1

	A1.1				
	A1.2		10%F.S 60%F.S		
	A1.3				
	A1.4	-			
		-	12bit-24bit	16bit	
		-	1,2,8,32, 64,128	128	
		-	4.7Hz,7.5Hz, 10Hz,50Hz, 60Hz,150Hz,	60Hz	

			300Hz,960Hz, 2400Hz,4800Hz		
	A1.5		AD		
	A2.1		kg t	t	
	A2.2		1,2,5,10,20,50, 100	1	
	A2.3		0,1,2,3	2	
	A2.4	-	0.0e ~ 9.5e	2.0e	
		-	0.1s ~ 0.4s	0.3s	
		-	0%F.S 2%F.S 4%F.S 10%F.S	10%F.S	
		-	20%F.S 100%F.S	2%F.S	
A2.5					
	A3.1		0~9999	2000	
	A3.2		85% ~ 95%	90%	
	A3.3		100% ~ 110%	105%	
	A4.1				
	A4.2		English		
	A4.3				5.2.4
	A4.4				
	A4.5		1 5 15 30 60 90		min
	A5.1	1-			8bit
		1-	600 1200 2400 4800 9600 19200 38400 76800 115200	9600	bps
	A5.2	2-			8bit
		2-	600 1200 2400 4800	9600	bps

			9600 19200 38400 76800 115200		
	A5.3	485	-		8bit
		485	-	2400	2400 bps
	A5.4	GPRS-			IP
		GPRS-			
		GPRS-	0s ~ 999s	60s	IMEI IMEI+GPS
	A5.5				
		-			
	A6.1			2	2
	A6.2				2
	A7.1				
	A7.2				

6.2



1	CWS	1	
2	CWS /	1	
3		1	
4		1	
5	GSM	1	
6	GPS	1	
7		1	
8		1	
9	IC		



00000577

